DIGITALLY
Smart Solution

LK-1903C Series

Computer-controlled, High-speed, Lockstitch, Button Sewing System

LK-1903C (Standard type)

LK-1903C/BR35 (with button feeder)

LK-1903CSS301D

JUKI SUSTAINABLE PRODUCTS

Products complied with JUKI SUSTAINABLE PRODUCTS Standard (JUKI own standard)

The products are paying attention to environmental impact reduction, better working environment and helping create smart factory. The power consumption is reduced by 25% or more compared to conventional products.

MS CM001
ISO14001 JSAE389

Registered Organization: JUKI CORPORATION Head Office
The Scope of the Registration: The activities of research, development, design, sales, distribution, and maintenance services of industrial sewing machines, household sewing machines and industrial robots, etc., including sales and maintenance services of data entry systems.

JUKI CORPORATION
SEWING BUSINESS UNIT

2-11-1, TSURUMAKI, TAMA-SHI, TOKYO 206-8551, JAPAN
PHONE: (81) 42-357-2355 FAX: (81) 42-357-2274
https://www.juki.co.jp/en

- Specifications and appearance may be changed without notice for improvement purposes.
- To ensure safe use, be sure to read the instruction manual before use.
- QR code is a registered trademark of DENSO WAVE INCORPORATED.

The information in this catalog is current as of May 2026. (Rev06) (JC)

Computer-controlled, High-speed, Lockstitch, Button Sewing System

LK-1903C Series

DIGITALLY Smart Solution

Digital sewing system proposes the production process added with a computerized new value to all the people who engage in production.

Computer-controlled, High-speed, Lockstitch, Button Sewing System

LK-1903C Series

Stable productivity

Higher productivity

The LK-1903C achieves sewing speed of 2,700sti/min. The machine's starting, stopping, thread-trimming and automatic presser lifting speeds have been increased to significantly shorten total cycle time. This is a lockstitch button sewing machine that supports a variety of sewing patterns and cycle sewing.

New Standard LCD panel / Control box integrated with the machine head

The control box integrated with the machine head, originally designed by JUKI, is adopted. The number of standard patterns is 50. As many as 999 patterns (500,000 stitches) can be stored in memory. The new upright type operation panel is installed on the side face of the machine head to allow the operator to operate the machine without averting his/her eyes, during sewing, from the bartack being sewn. In addition, the table surface can be used widely. The operation panel can also be installed on the table as before.

• If you want to install the operation panel on the table, an optional connecting cable (1.2 m) will be necessary. Part number: 40297363

Standard LCD panel: To be installed to the machine head

Control box integrated with the machine head

Two-way data communication function for sewing machine data using an NFC terminal optional

The standard LCD panel is provided as standard with a USB port to facilitate data management between sewing machines and update of software. If you additionally use the optional NFC terminal, bidirectional data communication is enabled with a commercially-available Android terminal in a non-contact manner. This enables quick sharing of pre-set sewing data with other sewing machines to reduce the time required for set-up changing.

• Optional NFC terminal: Part number 40289481

USB port

NFC terminal optional

The sewing machine can be paired with equipment which supports NFC (Near Field Communication) only by holding the equipment over the sewing machine.

Android OS Version 6.0 is recommended to use JUKI Smart APP. (Operation is confirmed with respect to Versions 5.0 and later.)
Contact JUKI distributor in your area for how to use the application software.

Various functions

The machine is provided as standard with the active tension (electronic thread tension control mechanism)

- Since the machine is provided with an active tension mechanism, it is able to set a needle thread tension that matches various sewing conditions (such as thread, material and sewing speed) on the operation panel, store the data in memory and reproduce it.
- The needle thread tension can be separated according to stitching type or portion of a seam, such as the beginning part of the seam, in the middle of sewing and end of the seam (fastening stitch).

Excellent seam quality

- Needle thread grasping mechanism helps produce consistent knot tying at the beginning of sewing. (This device has been factory-set to "invoking prohibited" status at the time of delivery.)
  ● In the case "T" is selected for the work clamp foot/thread clamp

Auto-lifter mechanism utilizing a system

- The machine is provided as standard with auto-lifter that uses a stepping-motor system. This helps reduce operator fatigue.
- It is also possible to change over the stroke of the auto-lifter from a onestep stroke to a double-step stroke, which offers easier positioning of a material on the machine. For the double-step stroke, an intermediate stopping height can be established on the operation panel.
- The work clamp foot lift can be set to a maximum of 13mm.

LK-1903CS

The sewing starting point can be corrected

- The sewing starting point can be moved in the X and/or Y directions. When sewing buttons, the needle drop position at the beginning of sewing can be corrected using the operation panel.

Oil stains are eliminated

- Thanks to our advanced dry-head technology, the frame (needle bar and thread take-up) no longer requires lubrication. This prevents the material from being stained with lubricating oil.
- Just a small quantity of clean oil is supplied from the oil tank to the hook.

Excellent workability and operability (Low-noise and low-vibration)

- The direct-drive head (with no belt), which is directly connected to a compact AC servomotor, achieves outstanding. This head helps create a comfortable working environment with reduced vibration and noise.
- The arm section of the machine head is fitted with a hand pulley. This allows the operator to visually check the needle entry points.

Many different sewing patterns

- The machine is provided as standard with 50 different sewing patterns. The machine permits easy changeover of sewing patterns for effortless execution of an inexhaustible range of sewing specifications.

Improved working environment

Operator's fatigue is reduced

The LED hand light is now provided with color matching function using two colors (white/light bulb color) in addition to the conventional dimming function. Illumination is adjustable in five levels and dimming is in 10 levels to help reduce the eye fatigue of the operator who is engaged in sewing operation for extended hours.



Mixed color

White



Light bulb color

Noise are reduced

This machine substantially reduces noise in comparison with the predecessor models to provide the wok environment that takes reduction of the operator's fatigue into consideration.

- Reduction of noise of the sewing machine by approximately **40%** ..... Stress on the ears is relieved

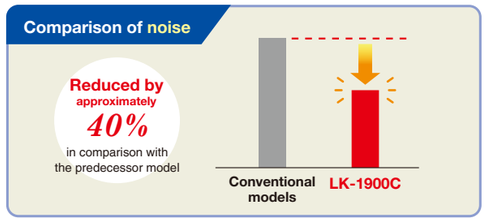

● Comparison at the sewing speed of 3,200sti/min (Data is based on bar tacking specifications.)

Environmental-friendly power saving

Aiming at the creation of environment-conscious products, an encoder is mounted on the stepping motor. Thanks to the JUKI's unique control technology, power consumption of this machine is reduced by approximately **26%** in comparison with the predecessor model.

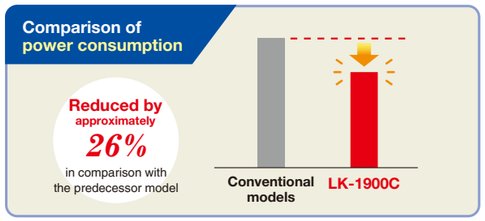

LK-1903C

Computer-controlled, High-speed, Lockstitch, Button Sewing System

The machine achieves sewing speed of 2,700sti/min The machine's thread-trimming etc. have been increased to significantly shorten total cycle time. The machine is provided as standard with 50 different sewing patterns at higher productivity. The LK-1903C is a lockstitch button sewing machine which is not only applicable to many different sewing specifications but also able to carry out cycle sewing and produces high-quality seams.

MODELS CLASSIFIED BY BUTTON SIZES

Model name			LK-1903C-301					LK-1903C-302	
Button size			For extra-small button			For small button (accessory)		For medium-size button	
Outside diameter that can be adjusted (mm)			ϕ8~ϕ9	ϕ9~ϕ10	ϕ10~ϕ15	ϕ10~ϕ20		ϕ10~ϕ20	
Sewing size (mm)	Length (Y)		0~2.5	0~3.0	0~3.5	0~3.5		0~4.5	
	Width (X)		0~2.5	0~3.0	0~3.5	0~3.5		0~4.5	
Button clamp jaw lever (combination)	Thickness (mm)		1.7 (2.2)			1.7 (2.2) (2.7) (0.9)		2.0 (2.2) (2.7)	
					Engraved marker		Engraved marker		Engraved marker
	Part No.	Right	MAZ158070BB		G	14148852	K	14149058	L
			(MAZ158070BA)		F	(MAZ155070B0)	B	(MAZ155070B0)	B
			—		—	(MAZ156070B0)	C	(MAZ156070B0)	C
			—		—	(B25553720A0)	—	—	—
		Left	MAZ158080BB		G	14148951	K	14149157	L
			(MAZ158080BA)		F	(MAZ155080B0)	B	(MAZ155080B0)	B
			—		—	(MAZ156080B0)	C	(MAZ156080B0)	C
			—		—	(B25573720A0)	—	—	—
Needle hole guide (mm)	A		1.6 (1.8)			(1.6) (1.8) (1.1)		1.6	
	B		ϕ2.8			(ϕ3.5)		ϕ3.5	
	C		ϕ1.6			(ϕ1.6)		ϕ2.0	
	Part No.		MAZ15801000			(MAZ15501000)		MAZ15601000	
			(14149900)			(14149603)			
			—			(D2426284Y00)			
Feed plate			MAZ15502000 (□8.5)			MAZ15502000 (□8.5)		MAZ15602000 (□10)	

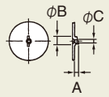

● Parts shown in parentheses ( ) are optional.

TABLE OF THE SEWING PATTERNS

Pattern No.	Stitch shape	Sewing thread (pcs.)	Standard length X(mm)	Standard length Y(mm)
1·34		6-6	3.4	3.4
2·35		8-8		
3		10-10		
4		12-12		
5·36		6-6		
6·37		8-8		
7		10-10		
8		12-12		
9·38		6-6		
10·39		8-8		
11		10-10		
12·40		6-6		
13·41		8-8		
14		10-10		
15·42		6-6		
16·43		8-8		
17		10-10		

Pattern No.	Stitch shape	Sewing thread (pcs.)	Standard length X(mm)	Standard length Y(mm)
18·44		6	3.4	0
19·45		8		
20		10		
21		12		
22		16		
23·46		6	0	3.4
24		10		
25		12		
26·47		6-6	3.4	
27		10-10		
28·48		6-6		
29		10-10		
30·49		5-5-5	3.0	2.5
31		8-8-8		
32·50		5-5-5		
33		8-8-8		

● (1) Standard sewing lengths X and Y given above are given assuming that the scale is 100.
● (2) Use the patterns No. 34~50 with hole diameter 1.5mm or less.

You can also view the "Table of the sewing patterns" via the QR code.

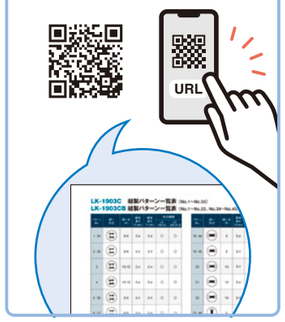

OPTION

Model name			Option	
Button size			For large button	
Outside diameter that can be adjusted (mm)			ϕ15~ϕ32	
Sewing size (mm)	Length (Y)		0~6.5	
	Width (X)		0~6.5	
Button clamp jaw lever (combination)	Thickness (mm)		2.7 (3.2)	
				Engraved marker
	Part No.	Right	MAZ157070BB	D
			(MAZ157070BA)	E
			—	—
			—	—
		Left	MAZ157080BB	D
			(MAZ157080BA)	E
			—	—
			—	—
Needle hole guide (mm)	A		1.4	
	B		ϕ3.5	
	C		ϕ2.0	
	Part No.		MAZ15701000	
Feed plate			MAZ15702000 (□12.5)	

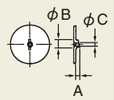

Model name		Option
Button type		For shank button
Max. sewing speed		1,500sti/min
Button configuration	Outside diameter	ϕ8~ϕ20
	Diameter of hole in button	ϕ1.5 or more
	Position of hole in button	1.5mm or more
Configuration of shank		
Pattern No.		18, 19, 20, 21, 22

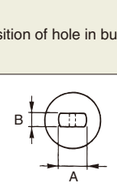

B (mm)	A (mm) Min	A (mm) Max
1	4	9
3	3	8
5	—	7

Optional parts for shank buttons

Part number	Part name
40303672	PICK-UP DEVICE COMPL
D1401M1YC0A	NEEDLE BAR (TQ×1)
MAZ160170A0	WIPER ASM.
MAZ16021000	NEEDLE HOLE GUIDE
MTQ300B1400	NEEDLE TQ×3 # 14
40006739	CLOTH FEED PRESSER PLATE
40302732	PICK-UP INSTALLING BASE
SM9061613SC	SCREW M6 L=16
WP0723016TP	WASHER 7.2×15.8×3
WP0703516SP	WASHER 7.0×20×3.5
WP0722316SH	WASHER 7.2×12.7×2.3

LK-1903C/BR35

This machine is equipped with an automatic feeder that eliminates the need for button setting.

- The machine achieves sewing speed of 2,700sti/min. The machine's starting, stopping, thread-trimming and automatic presser lifting speeds have been increased to significantly shorten total cycle time.
- With our original horizontal forced feed mechanism, the button carrier sets a button in position so that the operation is simplified. Even first-time operators can achieve stable sewing quality by simply setting the fabric and pressing the pedal.

OPERATION PANEL (Button feeder)

The variety of functions can be easily adjusted by the simplified operation panel. Alarm lamp will be activated when problem is detected so that proper measures can be taken quickly.



Automatic supply mode

The machine and button feeder are connected and run together. It starts sewing a button by pressing a pedal, thread trimmer is activated after sewing a button, and button feeder sets the next button in position automatically. The machine repeats these operations with this mode.

Mode for individual

This mode is for the machine only. As button feeder will not be activated, this can be used as a standard button sewing machine.

Mode for small lots

Same as the automatic mode, but parts feeder will not be activated. It discharges the required amount of buttons in the index and sews buttons automatically. This is suitable for smaller lots.

MODELS CLASSIFIED BY BUTTON SIZES

Model name			LK-1903C-311/BR35		LK-1903C-312/BR35	
Button size			For small button		For medium-size button	
Outside diameter that can be adjusted (mm)			ϕ10~ϕ15		ϕ12~ϕ18	
Sewing size (mm)	Length (Y)		0~3.5		0~4.5	
	Width (X)		0~3.5		0~4.5	
Button clamp jaw lever (combination)	Thickness (mm)		1.7 (2.2)	Engraved marker	2.7	Engraved marker
	Part No.	Right	14190458	P	MAZ166070B0	J
			(MAZ165070B0)	H	—	—
			—	—	—	—
			—	—	—	—
		Left	14190557	P	MAZ166080B0	J
			(MAZ165080B0)	H	—	—
			—	—	—	—
			—	—	—	—
Needle hole guide (mm)	A		1.6 (1.8)		1.6	
	B		ϕ3.5		ϕ3.5	
	C		ϕ1.6		ϕ2.0	
	Part No.		MAZ15501000		MAZ15601000	
			(14149603)			
			—			
Feed plate			MAZ15502000 (□8.5)		MAZ15602000 (□10)	

● Parts shown in parentheses ( ) are optional.

BUTTON CARRIER

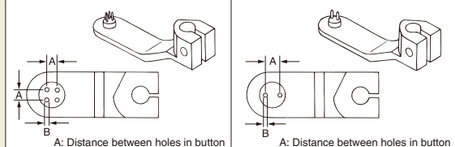

A: Distance between holes in button
B: Diameter of set pin

Configuration of button carrier	For 4-holed button				For 2-holed button			
	Distance A (mm)	Distance B (mm)	Part No.	Code	Distance A (mm)	Distance B (mm)	Part No.	Code
Standard	2.6	1.0	165-57902	A	3.2	1.2	165-58009	B
Optional	2.0	1.0	165-90507	Q	2.0	1.0	165-87305	E
	2.2	1.0	165-90606	R	2.2	1.0	165-87404	F
	2.4	1.0	165-88501	S	2.4	1.0	165-87503	G
	2.4	1.2	165-88600	T	2.4	1.2	165-87909	L
	2.6	1.2	165-88709	U	2.6	1.0	165-87602	H
	2.8	1.2	165-88808	V	2.6	1.2	165-88006	M
	3.0	1.2	165-88907	W	2.8	1.0	165-87701	J
	3.0	1.5	165-89806	F1	2.8	1.2	165-88105	N
	3.1	1.0	165-87206	D	3.0	1.0	165-87800	K
	3.1	1.2	165-89004	X	3.0	1.2	165-88204	P
	3.1	1.4	165-89202	Z	3.8	1.2	165-87107	C
	3.2	Tapered	165-89905	G1				
	3.6	1.2	165-90705	H1				
	4.0	1.2	165-89707	E1				

SHAPE OF BUTTON (LK-1903C/BR35)

	Applicable button	Inapplicable carrier
Shape of button	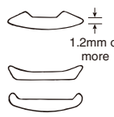 1.2mm or more	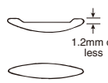 1.2mm or less Button without indented part (concavoconvex shape button)
Remarks	Thickness of button should be 1.8~3.5mm.	Button with thin edge may not be fed by the button feeder.

OPTION

● **Magnet wiper**

Applicable model	Part No.	Description	Quantity
LK-1903C	40018334	Solenoid for wiper (asm.)	1
	SM6041150TP	Screw	2
	TA1250705R0	Rubber plug	1
	HX00123000C	Cable clip	4
	SL4041091SC	Screw	4

● When you install magnet wiper on the machine head after factory shipment, a part of belt cover should be modified.

Model	Applicable model	Part No.	Description
Q123	LK-1903C	MAQ123000A0	Button spacer (commonly used for men's wear and ladies' wear)
Q124	LK-1903C/BR35	MAQ124000A0	
Z099	LK-1903C	14134050	Button rising bar (asm.) (Attachment and removal are possible.)
—	LK-1903C/BR35	—	For thick buttons (Thickness of button should be 2.5~5.0mm.)

SPECIFICATIONS

Model name	LK-1903C	LK-1903C/BR35
Max. sewing speed	2,700sti/min*	
Button size	Type: Round-shaped, flat button (2-holed, 4-holed) Size: ϕ8~ϕ32mm 301: ϕ8~ϕ20 302: ϕ10~ϕ20 OPTION: ϕ15~ϕ32	Type: Round-shaped, flat button (2-holed, 4-holed) Size: ϕ9~20mm For small button: ϕ10~ϕ15mm For medium-sized button: ϕ12~ϕ18mm (Those that are smaller than ϕ10mm or larger than ϕ18mm must be specially ordered.) Thickness: 1.8~3.5mm
Stitch length	0.1~10mm (0.1mm step)	
Needle bar stroke	45.7mm	
Lift of the work clamp foot	Max. 13mm	Max. 11mm
Auto-lifter	Provided as standard (stepping motor type)	
Needle thread tension	Active tension (electronic thread tension control system)	
Needle (at the time of delivery)	DP×17 (#14)	
Hook	Standard shuttle hook	
Number of stitches that can be stored in memory	Max. 500,000 stitches	
Number of standard patterns	50 patterns	
Number of data that can be input	999 patterns	
Enlarging / Reducing facility	20~200% (1% step), Pattern enlargement / reduction can be done by increasing / decreasing the stitch length	
Memory medium	Internal-organs memory	
Bobbin thread counter	Provided as standard (up/down method)	
Bird's nest preventing / Shorter-thread remaining functions	—	
Supplying and sorting of button	—	Vibration system
Button feed	—	Horizontal forced button-feed mechanism
Button feed mode	—	Automatic feed mode, non-feed mode, and small-lot sewing mode
Lubrication	Hook: minute-quantity lubrication	
Lubricating oil	JUKI New Defrix Oil No.2 (equivalent to ISO VG32)	
Sewing machine motor	Compact AC servomotor (direct-drive system)	
Power supply・Power consumption	Single-phase 220-240V ・ 230VA 3-phase 200-240V / Single-phase 100-120V ・ 230VA	Single-phase 220, 230V ・ 230VA 3-phase 200, 220V ・ 320VA
Weight	Machine head (Control box, motor, panel) 56.9kg	Machine head (Control box, motor, panel) and BR35 146kg
Air consumption	—	

*sti/min is the abbreviation for "stitches per minute"

WHEN YOU PLACE ORDERS

Please note when placing orders, that the model name should be written as follows:

● **LK-1903C**

Machine head, control box, panel

LK1903C□□□□□□

Application	Code
For medium-weight materials	S

Work clamp foot / thread clamp	Code
Standard work clamp foot / without thread clamp	S
Standard work clamp foot / with thread clamp	T

Button clamp jaw lever	Code
For extra-small, small button	301
For medium-size button	302

Power supply	Code
3-phase 200-240V / Single-phase 100-120V	D
Single-phase 220-240V	K
Single-phase 220-240V (for CE)	N

● **LK-1903C/BR35**

Machine head, control box, panel

LK1903CST□□□/BR35□□□

Button clamp jaw lever	Code
For small button	311
For medium-size button	312

Feed plate	Code
For small button (16mm)	S
For medium-size button (22mm)	M

Power supply for BR35	Code
Single-phase 220V	D
Single-phase 230V (for CE)	G
3-phase 200V	J
3-phase 220V	K

Power supply for machine head	Code
3-phase 200-240V	D
Single-phase 220-240V	K
Single-phase 220-240V (for CE)	N

Document	Catalogue (PDF)
Maker	JUKI Corporation
Maker's pages	1 to 4
Edition	Al Borj Machinery, 2026

Juki LK-1903C

Computer-controlled button sewing machine

Catalogue (PDF)

Catalogue et fiche technique (PDF)

الكتالوج والمواصفات الفنية (PDF)

Product page

alborj.com/products/juki-lk-1903c

Page 1, the first page of the maker's catalogue, reproduced unchanged.

In this catalogue

1	Front and back cover: the LK-1903C series button sewing system
2	Features: productivity and working environment
3	The LK-1903C, sewing patterns and models by button size
4	The LK-1903C/BR35, specifications and ordering codes