## SPECIFICATIONS (U11, H11, H22, H23, H24, H25, E11, E22, E23)

| Model name | | MF-7900 series | MF-7900D series |
|---|---|---|---|
| Stitch type | | 2-needle/3-needle top and bottom covering stitch | 2-needle/3-needle top and bottom covering stitch |
| Needle | | UY128GAS (#10S) #9~#12S | |
| Lift of the presser foot | | 5mm (with top and bottom covering stitch), 8mm (with bottom covering stitch) | |
| Stitch pitch adjustment | | By dial | |
| Differential feed adjustment | | By micro-adjustment mechanism | |
| Lubrication | | Automatiac | Automatic (frame: no lubrication) |
| Lubricating oil | | JUKI Machine Oil 18 (equivalent to ISO VG18) | |
| Feed dog inclination adjustment | | Provided as standard | |
| Micro-lifter | | Provided as standard | |
| Needle gauge (mm) | | 3.2, 4.0, 4.8, 5.6, 6.4 | |
| Needle bar stroke converting function | | U11, H11, H22, H23, E11 : Provided as standard: 31mm: at the time of delivery / When sewing a heavy-weight material: 33mm | U11, H22, H23, H24, H25, E11 : Provided as standard: 31mm: at the time of delivery / When sewing a heavy-weight material: 33mm |
| | | E22, E23 : Provided as standard: 33mm: at the time of delivery / When sewing a heavy-weight material: 35mm | — |
| Silicon oil tank for needle tip and needle thread | | Provided as standard | |
| Cartridge oil filter | | Provided as standard | |
| Power requirement / Power consumption | | Single-phase 100~120V / 200~240V, 3-phase 200~240V / 500VA (with automatic thread trimmer) | |
| Weight of the machine head | U11 | 41kg (without device), 49kg (with UT51), 51kg (with PL/UT52), 44kg (with UT57) | |
| | H11 (with PL) | 43kg (without device), 51kg (with UT52), 46kg (with UT57) | |
| | H22, H23 | 42kg (without device), 50kg (with UT51), 45kg (with UT57) | |
| | H24, H25 | — | 46kg (with UT57), 46kg (with UT59) |
| | E11 (with PL) | 44kg (without device), 48kg (with UT55), 47kg (with UT56) | |
| | E22, E23 (with PL) | 43kg (without device), 51kg (with UT52), 46kg (with UT57) | |

MS CM001 / EMS ISO14001 JSAE389

Registered Organization: JUKI CORPORATION Head Office
The Scope of the Registration: The activities of research, development, design, sales, distribution, and maintenance services of industrial sewing machines, household sewing machines and industrial robots, etc., including sales and maintenance services of data entry systems.

JUKI CORPORATION
SEWING MACHINERY & SYSTEMS BUSINESS UNIT
2-11-1, TSURUMAKI, TAMA-SHI,
TOKYO 206-8551, JAPAN
PHONE: (81) 42-357-2370
FAX: (81) 42-357-2274
https://www.juki.co.jp/en

✻Specifications and appearance are subject to change without prior notice for improvement.
✻Read the instruction manual before putting the machine into service to ensure safety.
✻This catalogue prints with environment-friendly soyink on recycle paper.
✻Paper from responsible sources FSC™ C001712

DECEMBER, 2020 Printed in Japan(TN)

JUKI

JUKI ECO PRODUCTS

# MF-7900 Series

High-speed, Cylinder-bed, Top & Bottom Coverstitch Machine

# MF-7900D Series

Semi-dry-head, Cylinder-bed, Top & Bottom Coverstitch Machine

# The MF-7900 Series is a newly developed coverstitch machine provided with lots of mechanisms for improving the seam quality.

**It is provided with many different sewing-related mechanisms which contribute to improved seam quality, such as the new feed mechanism, and differential-feed micro-adjustment mechanism. In addition, the machine is provided as standard with a looper thread twining prevention mechanism for improved maintenance.**

## MF-7900 Series
High-speed, Cylinder-bed,
Top & Bottom Coverstitch Machine

## MF-7900/UT Series
Direct-drive, High-speed, Cylinder-bed,
Top & Bottom Coverstitch Machine with Needle- and Looper- Thread Trimmer

## MF-7900D Series
Semi-dry-head, Cylinder-bed,
Top & Bottom Coverstitch Machine

## MF-7900D/UT Series
Semi-dry-head, Direct-drive, Cylinder-bed,
Top & Bottom Coverstitch Machine with Needle- and Looper- Thread Trimmer

## JUKI's dry-head technology protects sewing products from being stained with oil.

**With the excellent functions inherited from the MF-7900 Series, the MF-7900D is provided with a dry frame mechanism to eliminate the cause of oil stains. Stain removing work or re-sewing work is substantially reduced by protecting sewing products from being stained with oil, thereby improving the quality of finished products.**

**The frame no longer requires oiling.**
Unlike the conventional models, the oiling mechanism inside the frame has been eliminated.
As a result, oil does not leak from the needle bar, presser bar or spreader shaft.

**Dry-head technology has materialized a frame which does not need oiling.**
The needle bar mechanism and spreader mechanism have been applied with a special surface treatment.
JUKI's unique special grease is used for lubrication. Grease-filled bearings have been adopted for the crank rod. These allow the machine's frame mechanism to demonstrate outstanding durability without being oiled.

**Environmental consciousness**
Since oil stains on sewing products are reduced, the quantity of the use of stain remover generally used in sewing plants can be reduced.

*Dichlorofluoroethane (HCFC-141), which is generally used in oil stain cleaning fluid, is included in those chemicals which need to be reduced, as it is a substances that can harm the ozone layer.



**A semi-dry head type sewing machine has been added.**

**The semi-dry head sewing machine increases its sewing speed to 5,000 sti/min**

### Needle bar stroke conversion mechanism
By changing over the needle bar stroke, penetrating force of the needle as well as thread tension to fit heavy-weight materials (fleece, blankets) can be obtained. The needle bar stroke can be changed by adjusting the eccentric pin. (Changing of parts is not required. Factory-set at the time of delivery: 31mm; for sewing heavy-weight materials: 33mm)

## Seam quality is improved!!

**Thanks to the new feed mechanism, many different types of sewing are achieved.**

The feed locus can be adjusted externally. The feed locus is now adjustable in terms of the vertical direction and horizontal direction, thereby improving responsiveness to sewing materials.




**Micro-lifter mechanism**

Elastic material or delicate material can be sewn with the presser foot kept slightly raised. This effectively helps reduce the degree of slippage, warpage and damage of the material.

**Differential-feed micro-adjustment mechanism**

It is possible to finely adjust the differential feed amount to a best-suited value for the material to be used.
The differential feed ratio is constant even if the stitch length is changed.

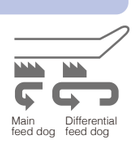





## Simplified maintenance mechanism

**The looper thread twining prevention mechanism has been improved and is provided as standard for the sewing machine.**

In the case of looper thread breakage, the looper thread twining prevention mechanism is activated to trim the looper thread before the thread twines on the looper thread cam. In this way, the looper thread twining prevention mechanism prevents the looper thread from twining on the looper thread cam. In addition, the looper thread cam, which has been incorporated in the sewing machine, has been changed so that it is mounted outside of the sewing machine. The externally-mounted looper thread cam promises improved maintainability.

**Commercially-available gauge components are applicable with no additional work.**

As a result of the commonality of components, commercially-available components (presser foot, throat plate and needle clamp) are now applicable and easily obtainable.

## All of the sewing machines with a thread trimmer are provided with a direct-drive motor.

The direct-drive motor system has been adopted by all of the sewing machines with a thread trimmer. As a result, the sewing machine starts up swiftly and promises increased stop accuracy, thereby demonstrating improved responsiveness. In addition, the machine is no longer provided with a V-belt. This means that the adoption of the direct-drive motor is also effective in the elimination of belt shavings. Power is directly transmitted from the motor to the sewing machine, thereby contributing to reduced power consumption. (This sewing machine reduces power consumption by 27% as compared with the conventional models.)

# U11 Universal type (basic type)

T-shirts · Polo shirts · knitwear · sportswear

MF-7923-U11-B56/UT51

The machine can be used for the hemming process of the sleeves and bottoms of T-shirts and for the covering process for sportswear and knitwear.
The front cover is trimmed to allow operators to bring their hands closer near the needle entry area, thereby increasing work efficiency in the covering process, etc.

**Binder mounting base**
Various binders can be installed by loading the binder mounting base supplied with the unit.

## List of subclass machines

| Application | Seam | Model No. | Number of needles | Number of threads | Needle gauge (mm) | Stitch length *1 (mm) | Differentialfeed ratio *2 | Presser foot lifting amount *3 (mm) | Max. sewing speed (sti/min)*4 |
|---|---|---|---|---|---|---|---|---|---|
| MF-7900/U11 Universal type (basic type) | | MF-7922-U11-B** | 2 | 4 | 3.2,4.0,4.8 | 0.9~3.6 | 1:0.9~1:1.8 (1:0.6~1:1.1) | 5 (8) | 6,500 |
| | | MF-7923-U11-B** | 3 | 5 | 5.6,6.4 | | | | |
| | | MF-7923-U11-B**/PL12, PL13 | | | | | | | 5,000 |
| | | MF-7922-U11-B48/UT51 | 2 | 4 | 4.8 | | | | 6,000 |
| | | MF-7923-U11-B**/UT51, UT53, UT57<br>MF-7923-U11-B**/UT59 | 3 | 5 | 5.6,6.4 | | | | 6,000 |
| | | MF-7923-U11-B**/UT52/PL12<br>MF-7923-U11-B**/UT57/PL13 | | | | | | | 5,000 |
| MF-7900D/U11 Universal type (basic type) | | MF-7922D-U11-B40 | 2 | 4 | 4.0 | 0.9~3.6 | 1:0.9~1:1.8 (1:0.6~1:1.1) | 5 (8) | 5,000 |
| | | MF-7923D-U11-B**<br>MF-7923D-U11-B**/UT51, UT57<br>MF-7923D-U11-B**/UT59 | 3 | 5 | 5.6,6.4 | | | | |
| | | MF-7923D-U11-B**/UT57/PL12 | | | | | | | |

*1 Stitch length can be adjusted to 4.5mm at the maximum. *2 Differential ratio can be switched by adjustment.
*3 The lift of the presser foot is 5mm for the top and bottom coverstitch machine, and 8mm for the bottom coverstitch machine. *4 "sti/min" stands for "Stitches per Minute."

# H22,H23 For hemming (with left hand fabric trimmer)

T-shirts · Polo shirts

MF-7923D-H23-B56/UT57

This model is best suited to hemming processes for sleeves and the bottoms of T-shirts, Polo shirts, etc. It comes with a left hand fabric trimmer for trimming fabric in parallel, at all times, to the seam with consistency. The upper knife stroke can be adjusted with ease.

**★:The world's fastest sewing machine with left hand fabric trimmer**

## List of subclass machines

| Application | Seam | Model No. | Number of needles | Number of threads | Needle gauge (mm) | Stitch length *1 (mm) | Differentialfeed ratio *2 | Presser foot lifting amount *3 (mm) | Max. sewing speed (sti/min)*4 |
|---|---|---|---|---|---|---|---|---|---|
| MF-7900/ H22,23 For hemming (with left hand fabric trimmer) | | MF-7922-H22, H23-B**<br>MF-7922-H22, H23-B48/MC40 | 2 | 4 | 4.0,4.8 | 0.9~3.6 | 1:0.9~1:1.8 (1:0.6~1:1.1) | 5 (8) | 6,000★ |
| | | | | | 4.8 | | | | |
| | | MF-7923-H22, H23-B**<br>MF-7923-H22, H23-B**/MC40 | 3 | 5 | 5.6,6.4 | | | | |
| | | MF-7922-H22, H23-B48/UT51, UT57<br>MF-7922-H22, H23-B48/UT57/MC37<br>MF-7922-H23-D40/UT59/MC37 | 2 | 4 | 4.8 | 0.9~3.6 | 1:0.9~1:1.8 (1:0.6~1:1.1) | 5 (8) | 6,000★ |
| | | | | | 4.0 | | | | |
| | | MF-7923-H22, H23-B**/UT51, UT57, UT59<br>MF-7923-H22, H23-B**/UT57/MC37<br>MF-7923-H22, H23-B**/UT59/MC37 | 3 | 5 | 5.6,6.4 | | | | |
| MF-7900D/ H22,23 For hemming (with left hand fabric trimmer) | | MF-7923D-H22, H23-B56<br>MF-7923D-H22, H23-B56/MC40 | 3 | 5 | 5.6,6.4 | 0.9~3.6 | 1:0.9~1:1.8 (1:0.6~1:1.1) | 5 (8) | 5,000 |
| | | MF-7922D-H22, H23-B48/UT57/MC37<br>MF-7922D-H22, H23-D40/UT57/MC37<br>MF-7922D-H23-D40/UT57, UT59/MC37 | 2 | 4 | 4.8 | | | | |
| | | | | | 4.0 | | | | |
| | | MF-7923D-H22, H23-B**-UT51, UT57<br>MF-7923D-H22, H23-B**-UT57/MC37<br>MF-7923D-H22, H23-B**-UT59/MC37 | 3 | 5 | 5.6,6.4 | | | | |

*1 Stitch length can be adjusted to 4.5mm at the maximum. *2 Differential ratio can be switched by adjustment.
*3 The lift of the presser foot is 5mm for the top and bottom coverstitch machine, and 8mm for the bottom coverstitch machine. *4 "sti/min" stands for "Stitches per Minute."

# H11 For elastic band welting H11 with PL

Swimwear · Briefs

MF-7923-H11-B56/PL13

This model is best suited to elastic-band welting for swimwear, briefs, etc. It welts the elastic band which has been overlocked on the garment body.

## List of subclass machines

| Application | Seam | Model No. | Number of needles | Number of threads | Needle gauge (mm) | Stitch length *1 (mm) | Differentialfeed ratio *2 | Presser foot lifting amount *3 (mm) | Max. sewing speed (sti/min)*4 |
|---|---|---|---|---|---|---|---|---|---|
| MF-7900/H11 Elastic band welting | | MF-7923-H11-B**/PL12<br>MF-7923-H11-B**/PL13<br>MF-7923-H11-B**/UT52, UT57/PL12<br>MF-7923-H11-B**/UT57/PL13 | 3 | 5 | 5.6,6.4 | 0.9~3.6 | 1:0.9~1:1.8 (1:0.6~1:1.1) | 5 (8) | 5,000 |
| MF-7900D/H11 Elastic band welting | | MF-7923D-H11-B**/UT57/PL13 | | | | | | | |

*1 Stitch length can be adjusted to 4.5mm at the maximum. *2 Differential ratio can be switched by adjustment.
*3 The numeric value indicates the lifting amount of the presser foot for top and bottom coverstitch. The numeric value given in parentheses indicates the lifting amount of the presser foot for bottom coverstitch.
*4 "sti/min" stands for "Stitches per Minute."

# H24 For hemming (with left hand fabric trimmer, for extra light-weight materials) H25 For hemming (with left hand fabric trimmer and sliding presser foot, for extra light-weight materials)

Stretchy New Material

MF-7923D-H24-E56/UT59/MC37

The machine is best-suited for the hemming of stretchy new material such as T-shirts, underwear and sportswear, etc. The machine produces seams with no semi-cylindrical swells by performing sewing while making the feeding lengths of the right and left needle threads equal. The sliding presser foot prevents the material hem from twisting during sewing and further eliminates oblique-feeding of the material in terms of its texture.



Sliding presser foot (for H25)

## List of subclass machines

| Application | Seam | Model No. | Number of needles | Number of threads | Needle gauge (mm) | Stitch length *1 (mm) | Differentialfeed ratio *2 | Presser foot lifting amount *3 (mm) | Max. sewing speed (sti/min)*5 |
|---|---|---|---|---|---|---|---|---|---|
| MF-7900D/ H24,25 *4 For hemming (with left hand fabric trimmer, for extra light-weight materials) | | MF-7922D-H24, H25-E**/UT57,UT59/MC37 | 2 | 5 | 3.2,4.0 | 0.9~3.6 | 1:0.9~1:1.8 (1:0.6~1:1.1) | 5 (8) | 5,000 |
| | | MF-7923D-H24, H25-E**/UT57,UT59/MC37 | 3 | 5 | 5.6,6.4 | | | | |

*1 Stitch length can be adjusted to 4.5mm at the maximum. *2 Differential ratio can be switched by adjustment.
*3 The lift of the presser foot is 5mm for the top and bottom coverstitch machine, and 8mm for the bottom coverstitch machine.
*4 Sliding presser foot with H25 *5 "sti/min" stands for "Stitches per Minute."

# E11

**For elastic band attaching (with right hand fabric trimmer and tension roller)**

Briefs | Boxer briefs

MF-7913-E11-B56/PL12/MC37

This model is best suited to endless flat elastic band sewing processes for briefs, boxer briefs, etc. The right hand fabric trimmer trims the fabric, even at a multi-layered joined part, to produce a beautiful finish with the seam and fabric edge aligned with consistency. Cloth cutting knife can be detached with one touch operation in case of sewing without using the knife.



## List of subclass machines

| Application | Seam | Model No. | Number of needles | Number of threads | Needle gauge (mm) | Stitch length *1 (mm) | Differentialfeed ratio *2 | Presser foot lifting amount *3 (mm) | Max. sewing speed (sti/min)*4 |
|---|---|---|---|---|---|---|---|---|---|
| **MF-7900/E11** Elastic band attaching (with right hand fabric trimmer) | | MF-7922-E11-B40/PL12/MC40 | 2 | 4 | 4.0 | 0.9~3.6 | 1:0.9~1:1.8 (1:0.6~1:1.1) | 5 (7) | 5,000 |
| | | MF-7923-E11-B**/PL12/MC40<br>MF-7923-E11-B**/PL13/MC40 | 3 | 5 | 5.6,6.4 | | | | |
| | | MF-7913-E11-B56/UT55,UT56/PL12/MC37<br>MF-7913-E11-B56/UT55/PL13/MC37<br>MF-7913-E11-B**/UT56/PL13/MC37 | | 4 | 5.6 | | | | |
| | | | | | 5.6,6.4 | | | | |
| **MF-7900D/E11** Elastic band attaching (with right hand fabric trimmer) | | MF-7913D-E11-B56/UT56/PL13/MC37 | 3 | 4 | 5.6 | 0.9~3.6 | 1:0.9~1:1.8 (1:0.6~1:1.1) | 5 (7) | 5,000 |

*1 Stitch length can be adjusted to 4.5mm at the maximum. *2 Differential ratio can be switched by adjustment.
*3 The numeric value indicates the lifting amount of the presser foot for top and bottom coverstitch. The numeric value given in parentheses indicates the lifting amount of the presser foot for bottom coverstitch.
*4 "sti/min" stands for "Stitches per Minute."

# E22

**For endless spandex elastic band attaching (with manual binder and tension roller)**

# E23

**For endless spandex elastic band attaching (with air binder and tension roller)**

Briefs



MF-7923-E22-B56/PL13



MF-7923-E23-B56/PL13

This model is best suited for sewing elastic bands on briefs. E22 is opened / closed with the knee lever and E23 is opened / closed with the knee switch. The machine comes provided as standard with a tension roller to smoothly sew elastic bands on different-sized garment bodies. The machine flexibly adapts to varying elasticities due to its soft seams.



## List of subclass machines

| Application | Seam | Model No. | Number of needles | Number of threads | Needle gauge (mm) | Stitch length *1 (mm) | Differentialfeed ratio *2 | Presser foot lifting amount *3 (mm) | Max. sewing speed (sti/min)*4 |
|---|---|---|---|---|---|---|---|---|---|
| **MF-7900/E22,23** For endless spandex elastic band attaching | | MF-7923-E22-B**/PL13<br>MF-7923-E23-B**/PL13<br>MF-7923-E22-B**/UT52/PL13<br>MF-7923-E23-B**/UT57/PL13 | 3 | 5 | 5.6,6.4 | 0.9~3.6 | 1:0.9~1:1.8 (1:0.6~1:1.1) | 6 (7) | 5,000 |

*1 Stitch length can be adjusted to 4.5mm at the maximum. *2 Differential ratio can be switched by adjustment.
*3 The numeric value indicates the lifting amount of the presser foot for top and bottom coverstitch. The numeric value given in parentheses indicates the lifting amount of the presser foot for bottom coverstitch.
*4 "sti/min" stands for "Stitches per Minute."

# MF-7900DRH24 Series

T-shirts | Polo shirts



## Semi-dry head, Cylinder-bed, Bottom Coverstitch Machinewith digital type top feed / For hemming <with left hand fabric trimmer>

This mechanism prevents problems, such as twist of fabric, uneven material feed, skew of grain and stitch gathering on multi-layered sections of material,which are likely to occur when sewing elastic materials, thereby achieving stable seam quality.
Digital setting of the top feed mechanism enables easy adjustment of sewing even when the product to be sewn is changed, thereby reducing the setup time.

**The machine is provided with the digital type top feed mechanism**



**Flat and soft seams (H24)**

## SPECIFICATIONS

| Model name | MF-7912DRH24 | MF-7913DRH24 |
|---|---|---|
| Stitch type | Semi-dry head, 2-needle bottom covering stitch | Semi-dry head, 3-needle bottom covering stitch |
| Max. sewing speed | 5,000 sti/min* | |
| Feed mechanism | Digital type top feed | |
| stitch length | 0.9mm~3.6mm | |
| Presser-bar air pressure change-over switch | Push button method | |
| Needle | UY128GAS #9S～#12S（#10S） | |
| Lift of the presser foot | 5mm～8mm | |
| Lubricating oil | JUKI Machine Oil 18 (equivalent to ISO VG18) | |
| Power requirement / Power consumption | Single-phase100V, 200V・3-phase200V/500VA | |

*"sti/min" stands for "Stitches per Minute."

## WHEN YOU PLACE ORDERS

■ Machine head

| Stitch type | Code |
|---|---|
| 2-needle bottom covering stitch | 12 |
| 3-needle bottom covering stitch | 13 |

| Device and attachment | Code |
|---|---|
| Pneumatic bottom thread trimming device with air blow wiper | UT56 |
| Pneumatic cloth chip suction device (electromagnetic valve type) | MC37 |

**MF79□□DRH24E□□□/UT56/MC37**

| Needle gauge | Code |
|---|---|
| 4.0mm | 40 |
| 5.6mm | 56 |
| 6.4mm | 64 |

| Classification by control-box voltage | Code |
|---|---|
| Single-phase 100～120V | S |
| 3-phase 200～240V | D |
| Single-phase 200～240V | K |

※ MF-7912 is the only needle width of 4.0mm.

■ Control box
**SC921B**

■ Operation panel
**CP18B**

# Device

## UT51

### Electromagnetic needle thread / looper thread trimming device / Auto-lifter

It is an electromagnetic needle thread / looper thread trimming device / Auto-lifter. The machine does not need an air compressor to achieve easy layout changing.

Electromagnetic needle thread / looper thread trimming device




❶ Presser lifter drive mechanism magnet
❷ Thread trimmer drive mechanism magnet

## UT52

### Electromagnetic needle thread / looper thread trimming device / Auto-lifter

It is an electromagnetic needle thread / looper thread trimming device / Auto-lifter with cloth puller.

Electromagnetic needle thread / looper thread trimming device




❶ Presser lifter drive mechanism magnet
❷ Thread trimmer drive mechanism magnet

## UT53

### Electromagnetic type bottom thread trimming device + Electromagnetic type wiper / Auto-lifter

This is an electromagnetic type bottom thread trimming device / auto-lifter. It is used for processes which do not need top covering.

## UT55

### Pneumatic type bottom thread trimming device + Electromagnetic type wiper / Auto-lifter

This is a pneumatic type bottom thread trimming device / auto-lifter. It is used for processes which do not need top covering.

## UT56

### Pneumatic type bottom thread trimming device + Air blow type wiper / Auto-lifter

This is a pneumatic type bottom thread trimming device / auto-lifter. It pneumatically handles the needle thread (i.e, places the needle thread above the presser foot) instead of the mechanical wiper.

## UT57

### Pneumatic type needle thread / looper thread trimming device / Auto-lifter

It is a pneumatic type needle thread / looper thread trimming device / Auto-lifter. Since the automatic lift of the presser foot and automatic thread trimming can be activated by lightly depressing the pedal, work efficiency is dramatically increased. The air blow type wiper is supplied with the sewing machine as an accessory.

Pneumatic type needle thread / looper thread trimming device

❶ Presser lifter drive mechanism air cylinder
❷ Thread trimmer drive mechanism air cylinder

## UT59

UT59 cannot be attached to the machine as a device. Please order with the machine head.

### Pneumatic type top and bottom thread trimming device with thread-fray-prevention function

It is the state-of-the-art function to make the thread-fray-prevention at the end of sewing more reliable.



New cloth guide / The new cloth guide helps the machine perform hemming while keeping the hem width consistent.

*The short stitch device (SS11) is included.
*Not available the needle cooler device.

## SS11

**Short stitch device** : Part No.70004376

This is a device for preventing the thread from coming undone at the end of sewing. The device is able to sew condensation stitches by the number specified as desired. It prevents the needle thread from being poorly tensed, which is likely to occur in cases where the amount of condensation is reduced.

The needle thread tightening mechanism helps produce well-tensed seams even when the machine performs short stitching.

The short stitch pitch can be adjusted with ease.

## MC37·MC40

### Pneumatic cloth chip suction device

MC37 (solenoid valve type) : Part No.70004432,
MC40 (mechanical valve type) : Part No.70004434

## PL12

### Cloth puller : Gear type

This is a gear type cloth puller. It helps feed difficult-to-feed materials to assist smooth sewing.
(Example: Attaching flat elastic bands)

### Cloth puller : Flat type

This is a flat type cloth puller. It helps feed soft material which requires a higher feeding force to assist sewing.
(Example: Hemming)

## Compressedair / Air consumption (with automatic thread trimmer)

| Device | Top and bottom thread trimmer Auto-lifter | Bottom thread trimmer Auto-lifter | Air blow type wiper | MC37 MC40 | Air consumption $dm^3$/min (ANR) | Compressed air MPa |
|---|---|---|---|---|---|---|
| UT55 | — | ● | — | ● | 456 | 0.5 |
| UT56 | — | ● | ● | — | 182 | 0.5 |
| | — | ● | ● | ● | 637 | |
| UT57, UT59 | ● | — | — | — | 0.7 | 0.5 |
| | ● | — | ● | — | 182 | |
| | ● | — | — | ● | 456 | |
| | ● | — | ● | ● | 637 | |

**JUKI ECO PRODUCTS**

The MF-7923U11B56/UT57 is an eco-friendly product which complies with JUKI ECO PRODUCTS standards for protecting the environment.

JUKI ECO PRODUCTS

- This sewing machine reduces power consumption by 27% as compared with the conventional models.
- The sewing machine complies with the "Juki Group Green Procurement Guidelines" on the use of hazardous substances, which is stricter than other restrictions, such as those of the RoHS Directive.

For details of JUKI ECO PRODUCTS, refer to : http://www.juki.co.jp/eco_e/index.html

*The RoHS Directive is an EU Directive limiting the use of 6 hazardous substances (lead, hexavalent chromium, mercury, cadmium, PBB and PBDE) in electrical and electronic equipment.
The Juki Green Procurement Guideline is the voluntarily established criteria to eliminate not only the aforementioned six substances, but also other ones which also adversely affect the environment.

# WHEN YOU PLACE ORDERS

**Please note when placing orders, that the model name should be written as follows:**

## MF-7900

■ Machine head

Without automatic thread trimmer

| Stitch type | Code |
|---|---|
| 2-needle, top and bottom coverstitch | 22 |
| 3-needle, top and bottom coverstitch | 23 |

| Tongue shape of throat plate | Code |
|---|---|
| B type | B |

| Needle gauge | Code |
|---|---|
| 3.2mm | 32 |
| 4.0mm | 40 |
| 4.8mm | 48 |
| 5.6mm | 56 |
| 6.4mm | 64 |

★Refer to the subclass models list for the needle gauge of the respective models.

**MF79□□□□□B□□/□□□□**

| Application | Code |
|---|---|
| Universal type | U11 |
| Elastic band welting | H11 |
| Hemming (with left hand fabric trimmer, for light-weight materials) | H22 |
| Hemming (with left hand fabric trimmer, for medium-weight materials) | H23 |
| For elastic band attaching | E11 |
| For endless spandex elastic band attaching (with manual binder and tension roller) | E22 |
| For endless spandex elastic band attaching (with air binder and tension roller) | E23 |

| Device and attachment | Code |
|---|---|
| Not provided | |
| Pneumatic cloth chip suction device (mechanical valve type) | MC40 |
| Cloth puller: Gear type | PL12 |
| Cloth puller: Flat type | PL13 |

With automatic thread trimmer (Direct-drive motor)

| Stitch type | Code |
|---|---|
| 3-needle, bottom coverstitch | 13 |
| 2-needle, top and bottom coverstitch | 22 |
| 3-needle, top and bottom coverstitch | 23 |

| Tongue shape of throat plate | Code |
|---|---|
| B type | B |
| D type | D |

| Needle gauge | Code |
|---|---|
| 4.0mm | 40 |
| 4.8mm | 48 |
| 5.6mm | 56 |
| 6.4mm | 64 |

★Refer to the subclass models list for the needle gauge of the respective models.

**MF79□□□□□□□□/□□□□/□□□□**

| Application | Code |
|---|---|
| Universal type | U11 |
| Elastic band welting | H11 |
| Hemming (with left hand fabric trimmer, for light-weight materials) | H22 |
| Hemming (with left hand fabric trimmer, for medium-weight materials) | H23 |
| For elastic band attaching | E11 |
| For endless spandex elastic band attaching (with manual binder and tension roller) | E22 |
| For endless spandex elastic band attaching (with air binder and tension roller) | E23 |

| Thread trimming device | Code |
|---|---|
| Electromagnetic type top and bottom thread trimming device | UT51 |
| Electromagnetic type top and bottom thread trimming device | UT52 |
| Electromagnetic type bottom thread trimming device + Electromagnetic type wiper | UT53 |
| Pneumatic type bottom thread trimming device + Electromagnetic type wiper | UT55 |
| Pneumatic type bottom thread trimming device + Air blow type wiper | UT56 |
| Pneumatic type top and bottom thread trimming device | UT57 |
| Pneumatic type top and bottom thread trimming device with thread-fray-prevention function | UT59 |
| Pneumatic cloth chip suction device (electromagnetic valve type) | MC37 |
| Cloth puller: Gear type | PL12 |
| Cloth puller: Flat type | PL13 |

■ Control box

**SC-921B**

■ Operation panel

**CP-18B**

## MF-7900D (Semi-dry-head)

■ Machine head

Without automatic thread trimmer

| Stitch type | Code |
|---|---|
| 2-needle, top and bottom coverstitch | 22 |
| 3-needle, top and bottom coverstitch | 23 |

| Tongue shape of throat plate | Code |
|---|---|
| B type | B |

| Needle gauge | Code |
|---|---|
| 4.0mm | 40 |
| 5.6mm | 56 |
| 6.4mm | 64 |

★Refer to the subclass models list for the needle gauge of the respective models.

**MF79□□D□□□B□□/□□□□**

| Application | Code |
|---|---|
| Universal type | U11 |
| Hemming (with left hand fabric trimmer, for light-weight materials) | H22 |
| Hemming (with left hand fabric trimmer, for medium-weight materials) | H23 |

| Device and attachment | Code |
|---|---|
| Not provided | |
| Pneumatic cloth chip suction device (mechanical valve type) | MC40 |

With automatic thread trimmer (Direct-drive motor)

| Stitch type | Code |
|---|---|
| 3-needle, bottom coverstitch | 13 |
| 2-needle, top and bottom coverstitch | 22 |
| 3-needle, top and bottom coverstitch | 23 |

| Tongue shape of throat plate | Code |
|---|---|
| B type | B |
| D type | D |
| E type | E |

| Needle gauge | Code |
|---|---|
| 3.2mm | 32 |
| 4.0mm | 40 |
| 4.8mm | 48 |
| 5.6mm | 56 |
| 6.4mm | 64 |

★Refer to the subclass models list for the needle gauge of the respective models.

**MF79□□D□□□□□□□/□□□□/□□□□**

| Application | Code |
|---|---|
| Universal type | U11 |
| Elastic band welting | H11 |
| Hemming (with left hand fabric trimmer, for light-weight materials) | H22 |
| Hemming (with left hand fabric trimmer, for medium-weight materials) | H23 |
| Hemming (with left hand fabric trimmer, for extra light-weight materials) | H24 |
| Hemming (with left hand fabric trimmer and sliding presser foot, for extra light-weight materials) | H25 |
| For elastic band attaching | E11 |

| Thread trimming device | Code |
|---|---|
| Electromagnetic type top and bottom thread trimming device | UT51 |
| Pneumatic type bottom thread trimming device + Air blow type wiper | UT56 |
| Pneumatic type top and bottom thread trimming device | UT57 |
| Pneumatic type top and bottom thread trimming device with thread-fray-prevention function | UT59 |
| Pneumatic cloth chip suction device (electromagnetic valve type) | MC37 |
| Cloth puller: Gear type | PL12 |
| Cloth puller: Flat type | PL13 |

■ Control box

**SC-921B**

■ Operation panel

**CP-18B**

Document Catalogue (PDF)
Maker JUKI Corporation
Maker's pages 1 to 6
Edition Al Borj Machinery, 2026

# Juki MF-7923-U11/B56

Top-and-bottom coverstitch machine

## Catalogue (PDF)

Catalogue et fiche technique (PDF)

الكتالوج والمواصفات الفنية (PDF)

Product page

alborj.com/products/juki-mf-7923

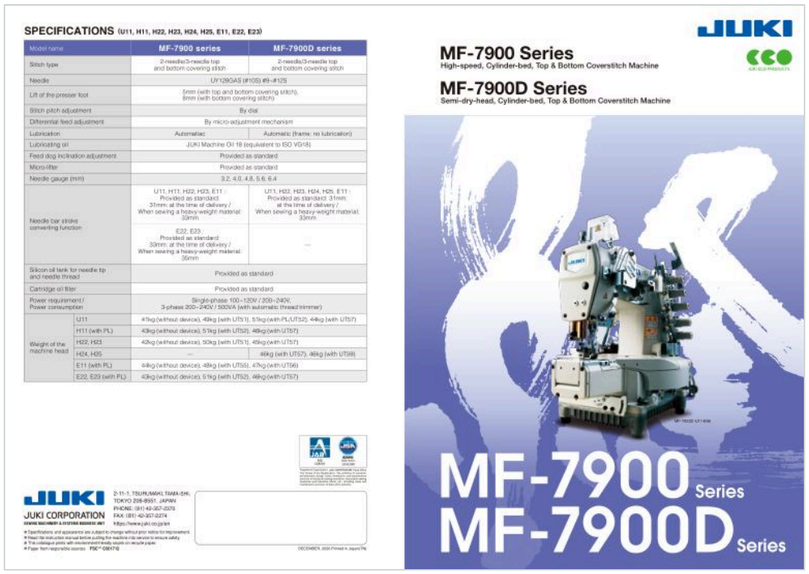


Page 1, the first page of the maker's catalogue, reproduced unchanged.

In this catalogue

1 Front and back cover: the MF-7900 and MF-7900D series and specifications
2 Features: seam quality, dry-head technology and maintenance
3 The U11, H11 and H22 to H25 subclass machines
4 The E11, E22 and E23 subclass machines and the MF-7900DRH24
5 Devices UT51 to UT59, SS11 and PL12
6 Ordering codes